

**M Series** | LK6M | LK8M | LK10M | LK12M

**Manitex** ▲ LIFTKING



CONSTRUCTION FORKLIFTS

# M Series | LK6M | LK8M | LK10M | LK12M

## Let Us Do The Heavy Lifting

If your success depends on the efficient and effective lifting of heavy loads on any job site then, you can count on the complete line of Manitex Liftking forklifts to perform above and beyond the call of any construction project. Manitex Liftking has more than 40 years of expertise in designing, developing and manufacturing materials handling equipment to withstand the toughest conditions.




## The features you need


- Soft-Shift Power Shuttle Transmission
- Ergonomically designed controls
- Comfortable and functional cab
- 2 wheel and 4 wheel drive options
- 2 wheel steer with tight turning radius
- Full synchromesh transmissions
- Powerful Perkins Turbo Diesel engine

**CLOSED CAB:** The all-weather closed cab option is equipped with sound insulation, defroster fan, heavy duty heater, ergonomic controls, sliding windows, removable doors, and a 360 degree visibility for safe, efficient operation.





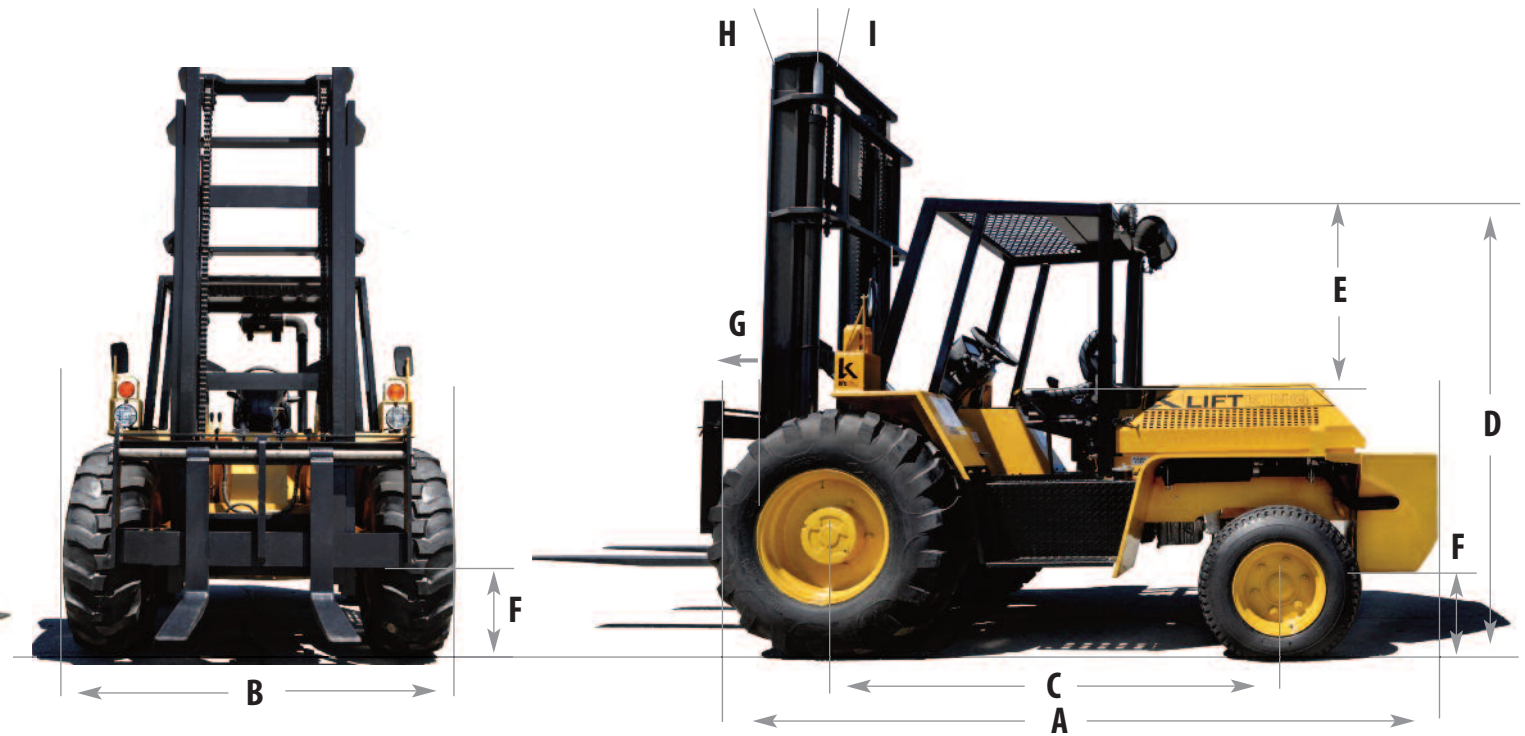
**ELECTRICAL PANEL:** Electrical system maintenance is easy through a hinged weather tight compartment located on the front of the unit between the forks.



**ENGINE:** The M Series forklifts have a sliding hood for easy access during maintenance, and house a Perkins Turbo Tier 3 emissions compliant diesel engine.



**STEERING CONTROL:** Designed for durability with an extreme duty sandwich type axle. Single cylinder with 4 inch diameter rod, and heavy duty spindles.



	Ref	LK6M	LK8M	LK10M	LK12M
Lift capacities @ 24 inch load centre		6,000 lbs / 2,721kg	8,000 lbs / 3,628kg	10,000 lbs / 4,545 kg	12,000 lbs / 5,454kg
Overall length (without forks)	A	150 in / 3,810 mm	152 in / 3,860 mm	152 in / 3,860 mm	161 in / 4,089 mm
Overall width	B	87.5 in / 2,107mm	87.5 in / 2,107 mm	87.5 in / 2,107 mm	87.5 in / 2,107 mm
Wheelbase	C	88 in / 2,235 mm	88 in / 2,235 mm	88 in / 2,235 mm	88 in / 2,235 mm
Height to top of overhead guard	D	96.5 in / 2,451 mm	96.5 in / 2,451 mm	96.5 in / 2,451 mm	96.5 in / 2,451 mm
Distance from seat to overhead guard	E	39 in / 990 mm	39 in / 990 mm	39 in / 990 mm	39 in / 990 mm
Ground Clearance	F	12 in / 305 mm	12 in / 305 mm	12 in / 305 mm	12 in / 305 mm
Forward Projection	G	32 in / 813 mm	32 in / 813 mm	32 in / 813 mm	32 in / 813 mm
Mast Tilt - Forward	H	38°	38°	38°	38°
Mast Tilt - Rearward	I	11°	11°	11°	11°
Track - Drive Tires - 2WD/4WD		69 in / 1,752 mm	69 in / 1,752 mm	69 in / 1,752 mm	69 in / 1,752 mm
Track - Steer Tires - 2WD		72 in / 1,829 mm	72 in / 1,829 mm	72 in / 1,829 mm	72 in / 1,829 mm
Track - Steer Tires - 4WD		76 in / 1,930 mm	76 in / 1,930 mm	76 in / 1,930 mm	76 in / 1,930 mm
Weight		14,000 lbs / 6,364 kg	15000 lbs / 6,818 kg	16,500 lbs / 7,500 kg	18,280 lbs / 8,309 kg
Travel speed		19 mph / 30 kh	19 mph / 30 kh	19 mph / 30 kh	19 mph / 30 kh
Grade ability		25%	25%	25%	25%

## Specifications M Series LK6M | LK8M | LK10M | LK12M

### ELECTRIC

System Type	12 volt negative ground with circuit breaker protection
Battery	1000 AH, Maintenance Free
Alternator	85 A
Safety Start	Yes-gear and direction change
Lighting	Headlights, tail brake lights, reverse lights, and turn signals

### TIRES

Front ( All )	16.9 x 24 10 PLY R4
Rear 2WD ( 6M, 8M, 10M )	11L-16 10 PLY R4
Rear 2WD ( 12M Only )	14.0 x 17.5 10PLY R4
Rear 4WD ( All )	14.0 x 17.5 10PLY R4

### CAPACITIES

Fuel Tank	21 gal / 79.6 ltr
Hydraulic System	21 gal / 79.6 ltr

### ENGINE

Model and Type	Perkins 1104D-44T 4-Cylinder Tier 3 (Stage IIIA) Turbo Diesel
Horsepower	99.9 bhp (74.5 kW) @ 2200 RPM
Torque	289.1 ft lbs (392 Nm) @ 1400 RPM
Displacement	268 cu. in. (4.4 Liters)
Bore/Stroke	4.134 in / 105 mm   5.0 in / 127 mm
Compression Ratio	16.2:1

### AXLES

<b>Steer Axle 2WD / 4WD</b>	Heavy Duty industrial, single cylinder, fixed track 2WD fabricated, 4WD cast steel
Oscillation	10 degrees per side
Steer Angle	2WD: 80 degrees / 4WD: 50 degrees
Static Rating	40,000 lbs / 18,144 kg
<b>Front Drive Axle</b>	Heavy Duty final drive outboard planetary
Differential Lock	Electric, solenoid operated
Static Rating	40,000 lbs / 18,144 kg

### STEERING

Type	Hydrostatic single cylinder with manual override when engine idling or stationary
Right Angle stack	234 in / 5,943 mm
Steering Turns Lock To Lock	4
Steer pump pressure	1800 PSI / 124 Bar
Turning Radius Between Curbs	15 ft / 4.5 m

### HYDRAULIC SYSTEM

Pump Type	Gear
Flow Rating	30 GPM @ 2200 RPM
Pressure Rating	2000 PSI / 138 Bar

### Mast Specifications

O.A.H.R.	MAST TYPE	O.A.H.L.	FREE LIFT ( Optional )
144 in / 3,658 mm	2 Section	110 in / 2,794 mm	72 in / 1,829 mm
168 in / 4,267 mm	2 Section	127 in / 3,226 mm	84 in / 2,134 mm
168 in / 4,267 mm	3 Section	98 in / 2,489 mm	56 in / 1,422 mm
252 in / 6,400 mm	3 Section	122 in / 3,100 mm	84 in / 2,134 mm
336 in / 8,534 mm	3 Section	148 in / 3,759 mm	112 in / 2,845 mm
336 in / 8,534 mm	4 Section	122 in / 3,100 mm	84 in / 2,134 mm

### STANDARD EQUIPMENT:

Heavy Duty Clearview Roller Mast with Dual Chains • Hydraulic Mast side shift • Oil Cooled Submerged Disc Brakes • Manual dry-disc parking brake • Power Steering • Soft-shift Powershuttle Transmission • Differential Lock • Tier 3 Turbo Diesel Engine with block heater • Headlights, tail lights, reverse lights, and turn signals with safety guards • External side view mirrors • Reinforced Overhead Guard • Wide-grip Handrails • Extra wide steps • Solid Steel 1 inch front and rear fenders • Electric Horn and automatic Backup alarm • Tilt steering column with anti-restart ignition and neutral safety interlock • Adjustable vinyl suspension seat with arm rests and retractable safety belt • Front fenders and rear fenders are of 1 inch thick steel for maximum safety and durability • Engine oil pressure gauge, fuel gauge, tachometer, hour meter, and warning lights • Lockable sliding engine hood, fuel and hydraulic caps • High-mount air intake with pre-cleaner • Designated tie-down lugs • Operator, maintenance and illustrated parts manuals included • 1 Year 2000 hours warranty (2 year engine warranty) • FOPS Operator compartment.

### OPTIONAL EQUIPMENT:

Various mast/carriage/fork types and sizes • Various engines • Bucket attachments • Powershift electronic transmission • Electrically selectable 4WD • High durability powder coat yellow paint with black trim • Adjustable height Strobe Light • Additional lighting • Auxiliary • Enclosed all weather operator compartment with HD heater, sliding windows, wipers, lift-off doors • ROPS Operator compartment • Air Conditioning • Air ride suspension seat with arm rests and retractable safety belt • Foam filled tires • Towing package • Frame level • Contact dealer for other options.

Manitex Liftking reserves the right to make changes in specifications shown, herein, and improvements, or discontinue manufacture at any time without notice or obligation. The information contained herein is general in nature and is not intended for specific application purposes.

7135 Islington Avenue, Woodbridge, Ontario. L4L 1V9  
Tel: 905-265-3965 | Fax: 905-851-6396

[www.manitexliftking.com](http://www.manitexliftking.com)